



6000 Series intrinsically safe termination board

6000-ISB-01

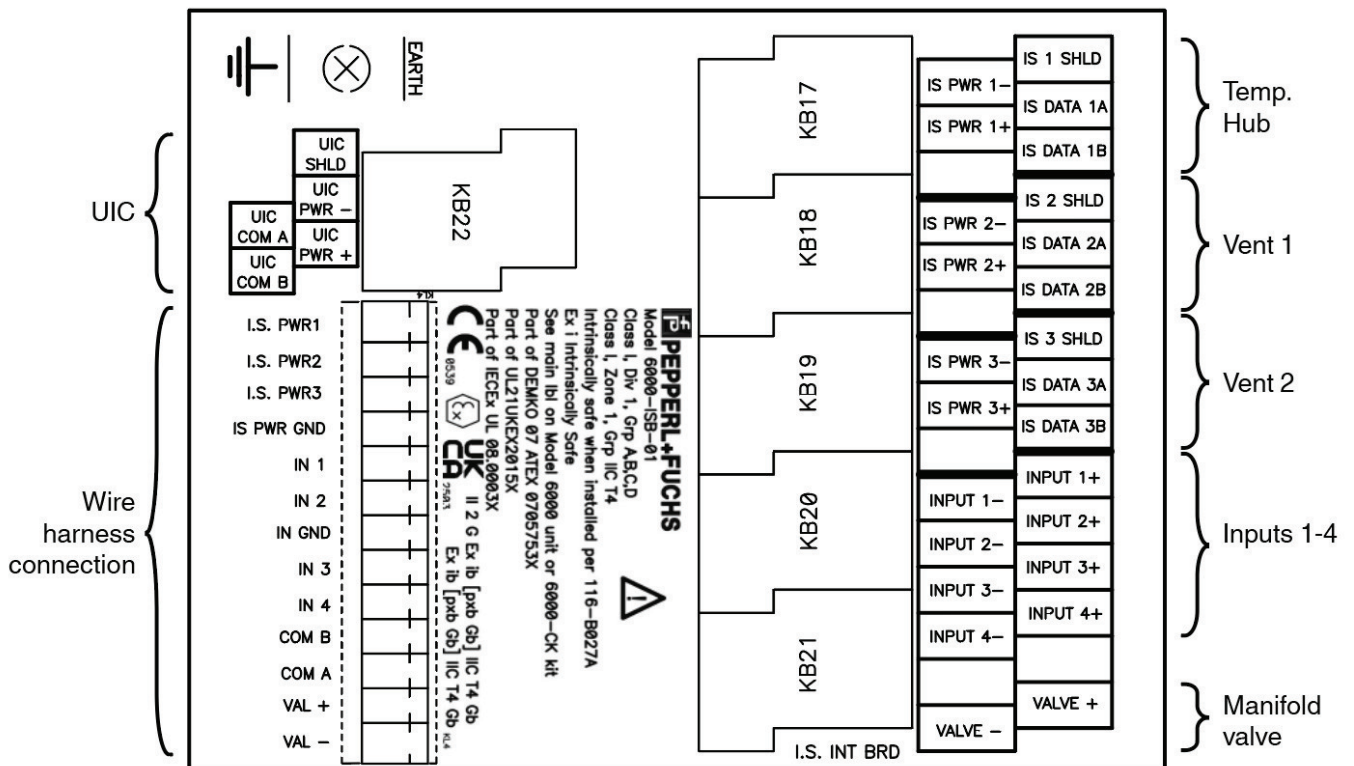
- Interface for field connection back to EPCU
- DIN rail mounting
- Easy termination of connections
- Removable terminal on EPCU side



Function

The intrinsically safe termination board is DIN rail mountable within a pressurized enclosure or other suitable enclosure. The terminal board allows for interfacing of the vent(s), Temperature Hub, User-interface, manifold valve, and the 4 digital inputs from the field. The board and its connection are intrinsically safe and should maintain proper distance from non-intrinsically safe wiring. When mounted in a pressurized enclosure the board is only rated for hazardous gas atmosphere. However, if mounted in hazardous dust atmosphere a proper enclosure is required.

Connection



Technical Data

General specifications

Series	6000 Series
System	Type X Purge ; Ex pxb Purge

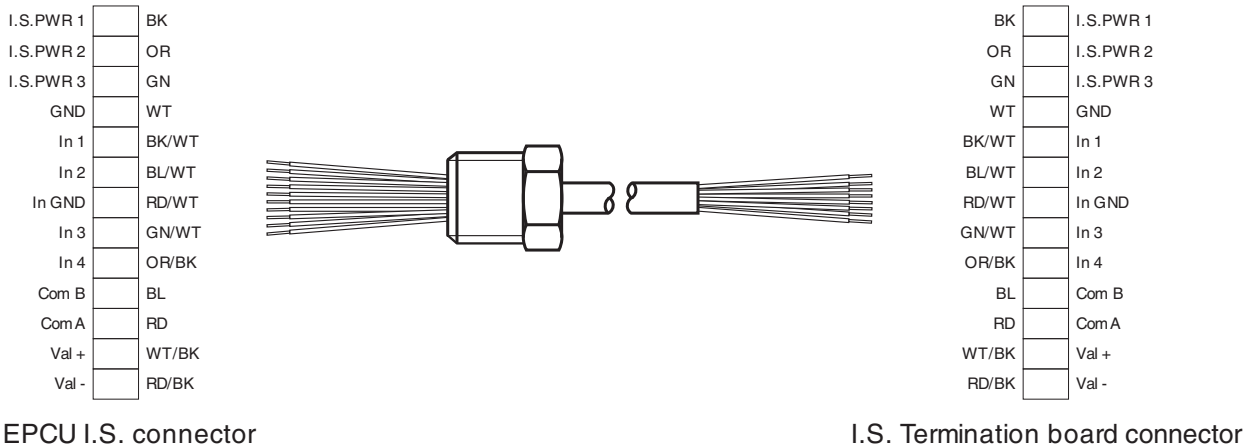
Technical Data

Electrical specifications		
Connection		Shield / ground: capacitively coupled to ground
Mechanical specifications		
Connection type		Screw Terminals Field devices: 0.13 - 2.08 mm ² max (26 - 14 AWG) Torque 5-7 in-lb (0.6 to 0.8 Nm) Screw Terminals EPCU: 0.08 - 1.31 mm ² (28 - 16 AWG) Torque 4 in-lb (0.5 Nm)
Degree of protection		IP20
Terminal assembly		
Terminal type		Field connection
Terminal capacity		Min: 24 AWG (0.2 mm ²) Max: 12 AWG (3.3 mm ²)
Mass		800 g
Dimensions		83 x 126 x 67 mm (3.3 inch x 5.0 inch x 2.6 inch)
Mounting		DIN rail mounting , 2 mounting clips
General information		
System information		Must be used with 6000 series purge system to meet certification requirements.

Release date: 2025-02-12 Date of issue: 2025-02-12 Filename: 514507_eng.pdf

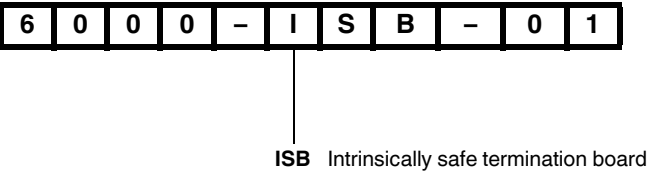
Connection

Connection (Optional)



Optional wire harness 6000-CBLA-ISB-* (not included)

Type Code



Release date: 2025-02-12 Date of issue: 2025-02-12 Filename: 514507_eng.pdf